

Youth Protection Course Navigation

“Cheat Sheet”

How to:

- **Get In**
- **Get Around**
- **Get Out**



Thank you for your time and dedication to keeping Scouts safe!

Welcome to Boy Scouts of America myScouting Tools

Sign In

Username

Password

Sign In

Create Account

Forgot Password?

Forgot Username?

EXPLORING™
DISCOVER YOUR FUTURE

LEARN MORE 

This site will not work properly if you don't have the latest version of Google Chrome, Mozilla Firefox, Safari and Internet Explorer (v11). Internet Explorer requires compatibility mode be turned off. To learn how to turn off compatibility mode click [here](#).

IMPORTANT - During the rechartering process, unit roster data may not reflect updated information until councils post and update unit's rechartering information in ScoutNET.



New MyScouting mobile app

is available now for both iPhone (iOS 9.0 or greater) and Android (4.4 or greater) devices.

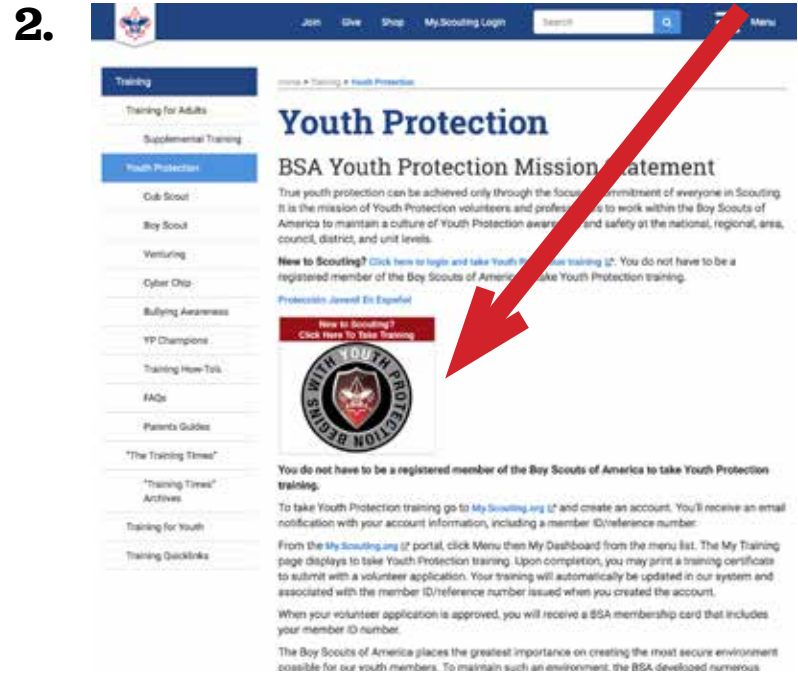


Go to my.scouting.org and login or create an account.

From www.scouting.org follow steps 1->3
 From my.scouting.org go directly to step 3



1. **Click** on the Youth Protection tab in the upper right navigation ...
2. ... After the next page loads, **click** on the logo ...
3. ... And then **click** on the logo again.



Oh hey, now we're getting somewhere.

Click on "Take Course."

(After you complete the course, come back to this page and click the printer icon to download your certificate.)

The screenshot shows the 'my.Scouting' interface. At the top, there's a navigation bar with 'My Dashboard', 'my.Scouting', and a 'Welcome' message. Below this is a 'My Training' section with tabs for 'YPT', 'Training Center', 'Requirements', and 'Completions'. The 'YPT' tab is active, showing 'My Youth Protection Training' information. A status bar indicates 'YPT Status: Expires 91d-2yrs'. Below this, there's a table of training records. The first record is 'Youth Protection Training Certification' with ID 'Y01', completed on 02/15/2018, and expires on 02/15/2020. A 'Take Course' button with a right-pointing arrow is visible next to this record. A blue arrow points from the 'Take Course' button to a printer icon in the top right corner of the training record box. A red arrow points from the 'Take Course' button to the 'Take Course' text. At the bottom of the page, there are links for 'Contact', 'Terms and Conditions', and a 'Help Manual' button.

The screenshot shows the 'myScouting' website interface. At the top, there is a navigation bar with 'My Dashboard' on the left and 'myScouting' in the center. Below this is a 'My Training' section with tabs for 'YPT', 'Training Center', 'Requirements', and 'Completions'. The 'YPT' tab is active. The main content area is titled 'My Youth Protection Training' and contains a list of training options: 'Youth Protection Training Certification', 'Venturing Youth Protection Training', and 'Exploring Youth Protection Training'. A 'YPT Status' box indicates 'Expires 61-90d'. A 'Take Course' button is visible next to the 'Exploring Youth Protection Training' option. A pop-up window is overlaid on the page, displaying the following text: 'Your pop-up blocker has prevented the system from opening the application. We recommend you modify your browser settings to allow pop-ups from this site to prevent this warning in the future. For instructions, visit <http://www.wikihow.com/Disable-Popup-Blockers>'. An 'OK' button is located at the bottom of the pop-up. The footer of the page includes links for 'Contact', 'Terms and Conditions', and 'Help Manual'.

**Oh yeah, make sure your
pop-up blocker is off.**

SCOUTING.ORG WELCOME SUPPORT SCOUTING

SCOUTING U
Learn. Challenge. Lead.

GET THE SKILLS TO LEAD AMERICA'S YOUTH

Welcome to the BSA Learn Center David,

BECOME A TRAINED LEADER


Position Trained Requirements for all programs available here: [PDF](#)

In order to begin training, please select a graphic below.


From the learning plans select the [Add Plan](#) button to add courses to your selected plan or plans.

Contact Member Care at MyScouting@scouting.org or by calling 972-580-2489 if you continue to have issues. For the best possible service, be sure to include your user name, member ID, and the learning plan you are calling about.

YOUTH PROTECTION TRAINING




Select logo to launch YPT training



Select Video for YPT Message from the Chief

PROGRAM SPECIFIC TRAINING



Oh, it's our friend, the logo. **Click** on it. **AGAIN.**



You can choose to **watch a video** of Chief Scout Executive, Mike Surbaugh, on the importance of Youth Protection, but it's not part of the YPT Course.



The screenshot displays a dashboard for 'Youth Protection - Y01'. At the top, there are statistics: 2 PLANS, 1 ASSIGNED, 0 INCOMPLETE, 0 PAST DUE, 0 DUE SOON, and 1 COMPLETE. Below these are filters for 'DUE DATE (RECENT TO OLD)' and 'FILTERS (#)'. Two cards are shown side-by-side. The left card is titled 'Youth Protection Trainin...' and shows 'TYPE Standard...', 'DUE DATE N/A', 'COMPL... February ...', and a '100% COMPLETED' progress bar. The right card is also titled 'Youth Protection Trainin...' and shows 'TYPE Standard...', 'DUE DATE N/A', 'COMPL... N/A', and a '+ Add Plan' button. Green arrows point to the truncated titles of both cards, and a red arrow points to the '+ Add Plan' button.

OK, here we finally go.

Both choices will likely say “+ Add Plan”.

Hover your mouse cursor above the truncated “Youth Protection Trainin...” to bring up a description box to help differentiate between the “mandatory” and “recommended” training. **Click** and choose the one marked “mandatory.”

Youth Protection - Y01

Youth Protection Training - MANDATORY

4 ISSUES 100% COMPLETED 0 ISSUES REOPENED 0 ASSIGNED

SEQUENCE NUMBER FILTERS (0)

Youth Protection - Y01 - Youth Protection Training - MANDATORY

1	Overview and Policies	DUE DATE N/A	STATUS Completed	OPTIONAL No
		TYPE Course	COMPLETE February 15, D DATE 2018	
2	Sexual Abuse	DUE DATE N/A	STATUS Completed	OPTIONAL No
		TYPE Course	COMPLETE February 15, D DATE 2018	
3	Bullying	DUE DATE N/A	STATUS Completed	OPTIONAL No
		TYPE Course	COMPLETE February 15, D DATE 2018	
4	YPT Certification Test	DUE DATE N/A	STATUS Completed	OPTIONAL No
		TYPE Course	COMPLETE February 15, D DATE 2018	

Details

Almost there. YPT is in four modules. In order to begin, you must click the **course name or the **arrow** on the right for each section. Once you finish with one, begin with the next. Begin at top and work your way down to the test.**

Each section contains unskippable sections. Training takes approx 70-75 minutes if you are paying attention. You can't leave and come back, there are click-prompts to make sure you are chained to your desk. The training may occasionally log you out but it will save the progress you have made.


There is a 25 question test at the end.

Overview and Policies

 **2/15/2018**
COMPLETED DATE

 **100%**
COMPLETED

[Youth Protection - Y01](#) > [Youth Protection Training - MANDATORY](#) > Overview and Policies

 [OPEN COURSE](#)

At the end of this module you should be able to recognize, respond and report the different kinds of abuse experienced by youth. Importantly, you will also know the barriers to abuse and how to utilize them to help create and maintain a safe space for youth.

TYPE Course

COURSE NUMBER SCO_3001

DATE ADDED January 30, 2018
10:58 AM (UTC-
06:00)

PROTOCOL SCORM

After selecting a module, you must now **click the “Open Course” text.**



A.

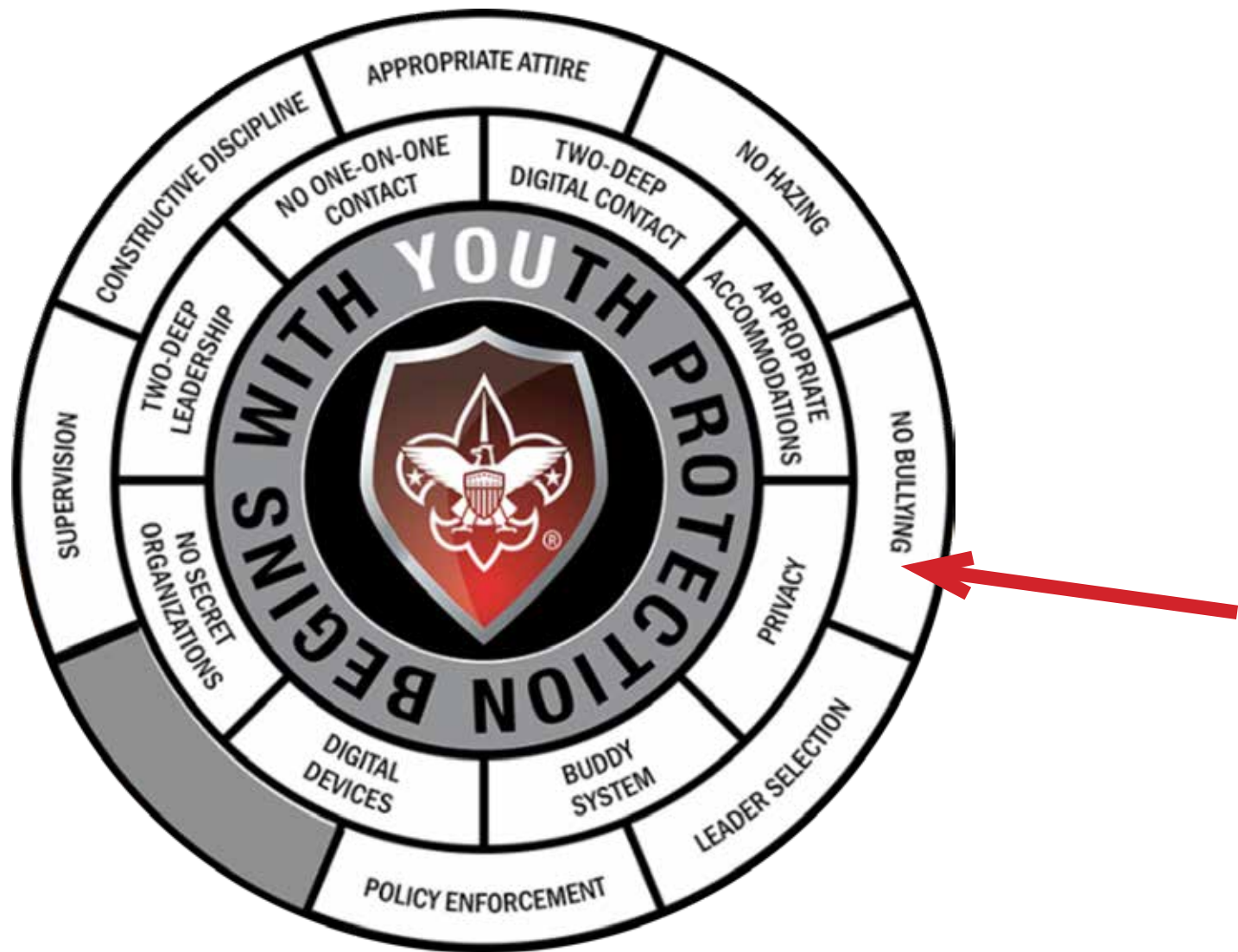
B.

C.

D.

Within each module, you can navigate using these buttons.

- A. Pause the training to answer a phone call, see to crying kids, etc.**
- B. Go back to the beginning of the current section of the module for review.**
- C. Start from pause or advance to the next section.**
- D. Click to open or close the module's Table of Contents.**



Within a module, there may be multiple parts you must **click on to hear and see explanations.**

After listening to all of them, a “Continue” button will appear.

After clicking on it, you will be able to move forward in the module.

Youth Protection - Y01

Overview and Policies

2/15/2018
COMPLETED DATE

100%
COMPLETED

Youth Protection - Y01 > Youth Protection Training - MANDATORY > Overview and Policies

CLOSE COURSE

New Attempt / Course Preview

You have previously completed this course.

START DATE 2/15/2018

COMPLETED DATE 2/15/2018

What would you like to do?

[NEW ATTEMPT](#) [PREVIEW](#)

Closing the course now will not create a new attempt.

When you finish a section, **DO NOT hit the navigation mark back. It takes you out of training. Instead, **click the text “Close course”** and then click the on the name of the next module you want to start.**

The screenshot shows the 'My Training' section of the my.Scouting website. At the top, there is a navigation bar with 'My Dashboard', 'my.Scouting', and a user profile icon. Below this is a sub-navigation bar with 'My Training' and tabs for 'YPT', 'Training Center', 'Requirements', and 'Completions'. The main content area is titled 'My Youth Protection Training' and includes a paragraph of instructions. A status box indicates 'YPT Status: Expires 91d-2yrs'. Below this, there is a table with one row for 'Youth Protection Training Certification' with ID 'Y01', completion date '02/15/2018', and expiration date 'Expires 02/15/2020'. A green arrow points from the 'Expires 02/15/2020' text to a download icon in the top right corner of the table row. Other options include 'Take Course >', 'Venturing Youth Protection Training', and 'Exploring Youth Protection Training'. The footer contains 'Contact', 'Terms and Conditions', and a 'Help Manual' button.

**After you have completed the course
(all four modules, including the test),
return to your myscouting page
to **download your certificate.****

Congratulations, you are now finished!