



Crosswinds District Committee Meeting Agenda

**Christ the King Lutheran Church**

March 15<sup>th</sup>, 2018 @ 6:00PM

District Committee Meeting

Ben Freeman  
District Chairman

Karen Goldstein  
District Commissioner

Tyler Perkinson  
District Director

Minutes:

Attendance: Ben Freeman, David Gardener, Michael Thompson, William Paige, Patrick Sperlein, Ed Walsh, Tom Stalker, Donna Dragon, Gantt Edmiston

Pledge of Allegiance – Ben led the opening.

Welcome & Introductions – Welcome William Paige to the meeting.

Commissioner Service/Recharter – Out of Town

Finance – Friends of Scouting – \$150,000 – Currently \$77,000 – We are about \$13,000 ahead of this same time last year. Most of our units have scheduled a presentation. These numbers do NOT include any donations made to Crosswinds from the Council breakfast.

Advancement – Gantt Edmiston –

- 16 new Eagles since Jan 1, 2018 – Slow start on DEBOR for 2018
- Planning a Life-to-Eagle training in late April or early May for leaders only
- Scoutbook units should have already enabled Advancement Sync™ None Scoutbook users, should be reporting via Internet Advancement.
- Scoutbook Lite will be released mid 2018, and fully replace Internet Advancement, and will support uploading other UMS CSV advancement data files.
- New “Scouting” mobile app (beta) released, specifically for Parents and Scouts, to track their advancement. Will not work for leaders who do not have registered Scouts.
- Merit Badge counselor renewals are due to Council office the month of April
- Merit Badge College at NC State will be April 7<sup>th</sup>, registration of adults/scouts will open Monday night, March 19<sup>th</sup> at 10PM

STEM/Outdoor Ethics – Jim Fuller – No update

Membership – Ben stated that Membership was in good shape for this time of year

Activities and Civic Service – Aric Lambert – No report

District Camping – Scott Simerly – District Camporee on track, however we need Woodbadge to release more campsites. Donna Dragon (event registrar) will reach out to Ben, if this doesn't resolve soon.

Training – David Hooper – no report

Order of the Arrow – David Crowley – Donna D. reporting for David: Elections are almost done, a few units have not responded, despite many email requests. Ben recommended Donna have Karen get their unit commissioners to discuss with outstanding units. Pow Wow is Friday. There will be an extra Inductions next

year, in March 2019, due to Occoneechee hosting Conclave in 2019. Conclave registration for 2018 is open, it will be held at Camp Cherokee in Yanceyville, 3<sup>rd</sup> weekend in April.

Venturing – David Gardener – David Gardener reported that the Venturing open house was a very disappointing flop. Four Crews showed up, and only four interested youth showed up to the event. He's not aware of any that signed up based on this event. Kudos to Karen for all the hard work distributing flyers. Tom Stalker discussed some issues with Venturing council committee.

Chartered Organization Representatives – Ed Walsh will be stepping down as 316 COR in a few months. Paul Nashawaty will assume that role. And for the record, the other COR in attendance, "had no comment".

District Chairman Report – Ben Freeman

Ben discussed finance status both internal to Crosswinds and our position with respect to the Council

District Director minute – Tyler Perkinson – Out of Town

Call for Adjournment – Next District Meeting is scheduled for April 19<sup>th</sup>



Explore

Districts

FEBRUARY 2018



JOURNEY TO EXCELLENCE

Previous

All Districts

Next

Occoneetchee (#421)  
Raleigh, NC

YTD: 10%

Percent of Improved Districts



Last updated: 2018-03-08

Finance Membership Program Unit Service Leadership and Governance

Average Point Score

FINANCE	MEMBERSHIP	PROGRAM	UNIT SERVICE	LEADERSHIP & GOVERNANCE
52/600	182/800	297/600	132/600	240/400

Percent of Improved Districts (Performance)

<b>Fundraising Performance</b> 50%	<b>Fundraising Manpower</b> 50%	<b>Market Share</b> 0%
<b>Membership Growth</b> 10%	<b>New Member Recruiting</b> 40%	<b>Youth Retention</b> 70%
<b>Cub Scout Advancement</b> 60%	<b>Boy Scout Advancement</b> 70%	<b>Cub Scout Camping</b> 63%
<b>Boy Scout Camping</b> 36%	<b>Community Service</b> 60%	<b>Unit Retention/Growth</b> 30%
<b>Unit Contacts</b> 10%	<b>Unit Performance</b> 30%	<b>District Committee</b> 60%
<b>Unit Leadership</b> 70%		

Total Score ( 3000 max)

Crosswinds - #06 6/13 1225
Neuse River - #05 4/13 1150
Impeesa - #03 4/13 1125
Awahili - #02 5/13 1100
Mawat - #04 2/13 825
Highlander - #07 5/13 825
Shakori - #09 5/13 775
Black River - #01 7/13 750
LaFayette - #10 6/13 750
Dogwood - #08 5/13 525
District AVG



Explore

Districts

FEBRUARY 2018



JOURNEY TO EXCELLENCE

Crosswinds (#06)  
Occoneechee (#421)  
2018-03-08

Total Score (3000 max)

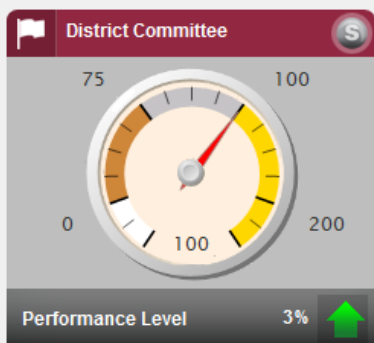
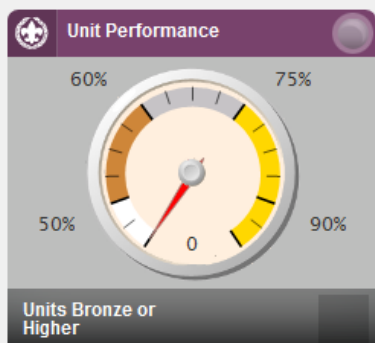
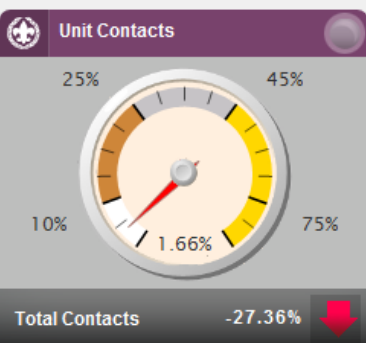
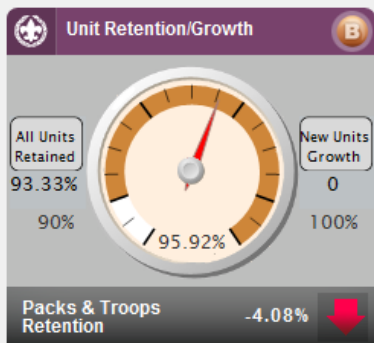
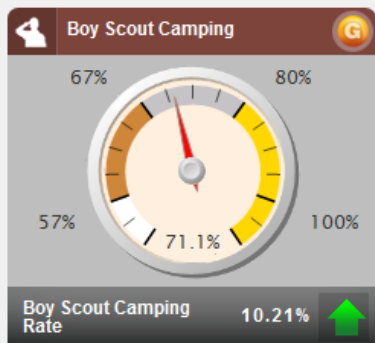
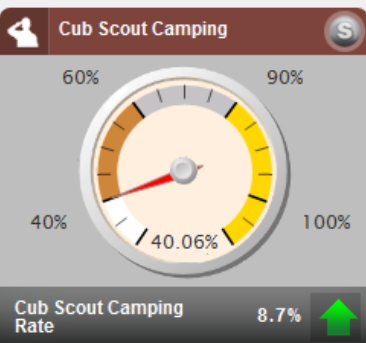
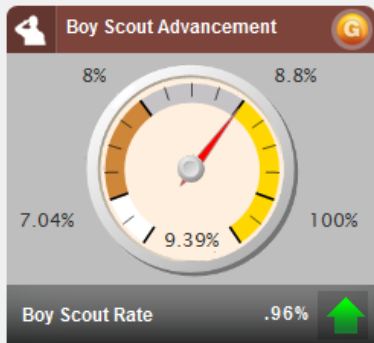
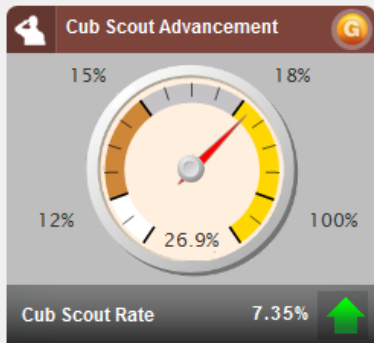
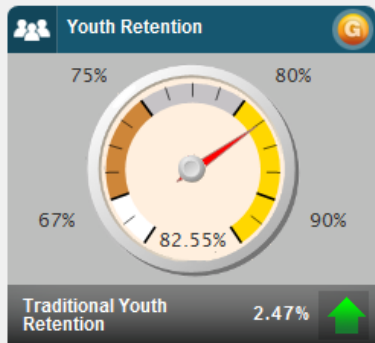
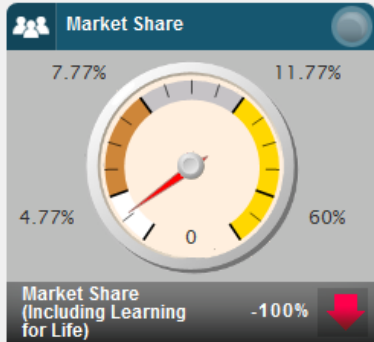
Current Year-to-Date: 1225 of 3000  
Last Year-to-Date: 1475 of 3000

6/13

Overall status

B

Finance Membership Program Unit Service Leadership and Governance



**2018 Friends of Scouting/Special Events**  
**3/15/2018**

Campaign	2018 FOS Goal	Current FOS Status	% of Goal	3/16/2017	Special Events Net	Spec. Event Net Goal	% of Goal	2018 Total Goal	Current Status	% of Goal
Awahili	\$95,000	\$57,093	60.1%	\$55,820				\$95,000	\$57,093	60.1%
Black River	\$85,000	\$27,237	32.0%	\$31,661				\$85,000	\$27,237	32.0%
Crosswinds	\$150,000	\$87,951	58.6%	\$64,536				\$150,000	\$87,951	58.6%
Dogwood	\$70,000	\$21,235	30.3%	\$19,591	\$34,512	\$40,000	86.3%	\$110,000	\$55,747	50.7%
Highlander	\$50,000	\$31,189	62.4%	\$23,107	\$0	\$12,000		\$62,000	\$31,189	50.3%
Impeesa	\$140,000	\$45,510	32.5%	\$32,758	0	\$5,150		\$145,150	\$45,510	31.4%
LaFayette	\$110,000	\$53,141	48.3%	\$46,884	\$25,000	\$45,000	55.6%	\$155,000	\$78,141	50.4%
Mawat	\$70,000	\$38,074	54.4%	\$39,238	\$7,150	\$50,000	14.3%	\$120,000	\$38,074	31.7%
Neuse River	\$120,000	\$63,855	53.2%	\$43,587				\$120,000	\$63,855	53.2%
Shakori	\$70,000	\$30,860	44.1%	\$30,439				\$70,000	\$30,860	44.1%
<b>District Total</b>	<b>\$960,000</b>	<b>\$456,145</b>	<b>47.5%</b>	<b>\$387,621</b>	<b>\$66,662</b>	<b>\$152,150</b>	<b>43.8%</b>	<b>\$1,112,150</b>	<b>\$515,657</b>	<b>46.4%</b>